



CAPTURE

All your motion detection needs. Captured.



Grade 2 wired | wall mount models

A security system is only as good as its ability to detect. Your reputation, your business, your future, and your customers' wellbeing, all depends on making the right choice of motion detection.

Texecom's new range of motion detectors, Capture, is our highest performing, most reliable, easiest to install range of detectors, ever. Grade 2 wired wall mount detectors offer a choice of 15m PIR, 20m quad PIR or 20m dual technology devices.

P15 - 15m PIR

- 15m / 90° volumetric coverage
- Dual element pyro
- Optional PetWise mode
- EN50131-2-2 Grade 2



Q20 - 20m Quad PIR

- 20m / 90° volumetric coverage
- Quad element pyro
- Optional PetWise mode
- EN50131-2-2 Grade 2



D20 - 20m Dual Tech

- 20m / 85° volumetric coverage
- Quad pyro + K-band microwave
- Dual tech / PetWise / CloakWise modes
- EN50131-2-4 Grade 2



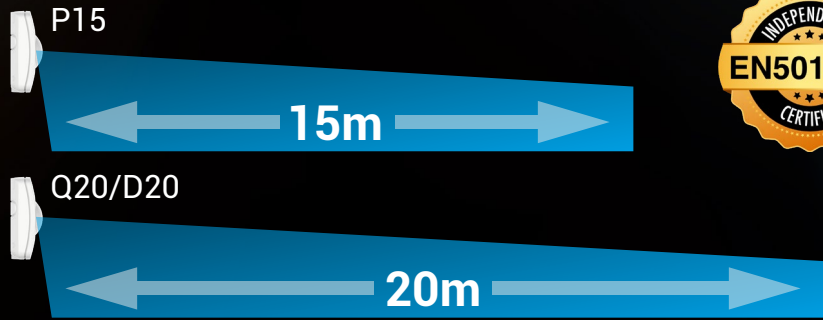
Installer details:

capture.texe.com

Texecom

Outstanding catch performance

Texecom's design team started with the perfect optical geometry for motion sensing, and developed a beautiful minimalist low-profile design that celebrates, rather than hides, its optical prowess.



Note: Coverage patterns differ when in PetWise mode.

Model	Part Number	Description	Mounting	EN Grade	Compliance	Options	Pyro	Microwave	Range	Coverage	Mounting Height	LED
P15	AKB-0001	15m PIR	Wall	G2	EN50131-2-2	PW	Dual		15m	90°	1.5m - 3m	Cyan
Q20	AKC-0001	20m Quad PIR	Wall	G2	EN50131-2-2	PW	Quad		20m	90°	1.5m - 3m	Cyan
D20	AKD-0001	20m Dual Tech	Wall	G2	EN50131-2-4	PW, CW, DT	Quad	•	20m	85°	1.5m - 3m	Tri-Colour

Options key : PW = PetWise mode CW = CloakWise mode DT = Dual Technology mode

Reliability you can depend on


Texecom understand that reliability underpins the fundamental trust in an intrusion alarm system and has developed the Capture range to be our most reliable, most resilient, most robust and most trustworthy range of motion detectors, to date.



Selectable sensitivity




Digital temperature compensation



Active white light rejection



Front-loaded fully sealed electronics



Flexible mounting points



Adjustable terminal block




EN certified selectable pet immunity option

Install in seconds

Speed up your installations and spend less time installing devices. Capture has been designed with the installer in mind and includes a host of installer friendly features, making installation and commissioning a doddle.

Applications

Capture motion detectors excel in a wide variety of professional security applications.



Residential



Retail



Education



Healthcare

For technical specs, see the manual via the TexecomPro mobile app. Visit pro.texe.com for more info.





CAPTURE

All your motion detection needs. Captured.



Grade 2 wired | ceiling mount models

A security system is only as good as its ability to detect. Your reputation, your business, your future, and your customers' wellbeing, all depends on making the right choice of motion detection.

Texecom's new range of motion detectors, Capture, is our highest performing, most reliable, easiest to install range of detectors, ever. Grade 2 wired ceiling mount detectors offer a choice of omni-directional quad PIR or dual technology devices.

CQ - Ceiling Mount Quad PIR

- 9.3m / 360° coverage
- Quad element pyro
- Optional Low sensitivity mode
- EN50131-2-2 Grade 2



CD - Ceiling Mount Quad Dual Tech

- 9.3m / 360° coverage
- Quad element pyro
- Low sensitivity / Dual tech / CloakWise modes
- EN50131-2-4 Grade 2



Installer details:

capture.texe.com

Texecom

Outstanding catch performance

Texecom's design team started with the perfect optical geometry for motion sensing, and developed a beautiful minimalist low-profile design that celebrates, rather than hides, its optical prowess.

All Capture ceiling mount models use omni-directional quad element PIR sensing for true 360° pickup.

Compliant coverage

Unlike many other manufacturers, the entire coverage pattern is independently certified to EN50131-2.



Model	Part Number	Description	Mounting	EN Grade	Compliance	Options	Pyro	Microwave Range	Coverage	Mounting Height	LED
CQ	AKF-0001	Ceiling Mount Quad PIR	Ceiling	G2	EN50131-2-2	LW	Quad	9.3m	360°	2.4m - 3.6m	Cyan
CD	AKG-0001	Ceiling Mount Quad Dual Tech	Ceiling	G2	EN50131-2-4	LW, CW, DT	Quad	9.3m	360°	2.4m - 3.6m	Tri-Colour

Options key : LW = Low Sensitivity mode CW = CloakWise mode DT = Dual Technology mode

Reliability you can depend on


Texecom understand that reliability underpins the fundamental trust in an intrusion alarm system and has developed the Capture range to be our most reliable, most resilient, most robust and most trustworthy range of motion detectors, to date.



Automatic sensitivity adjustment



Digital temperature compensation



Active white light rejection



Ceiling mount cover



Built in EOL resistors




Adjustable terminal block

Install in seconds

Speed up your installations and spend less time installing devices. Capture has been designed with the installer in mind and includes a host of installer-friendly features, making installation and commissioning a doddle.

Applications


Capture motion detectors excel in a wide variety of professional security applications.



Office



Retail



Healthcare

For technical specs, see the manual via the TexecomPro mobile app. Visit pro.texe.com for more info.





CAPTURE

All your motion detection needs. Captured.



Grade 2 wireless | wall mount models

A security system is only as good as its ability to detect. Your reputation, your business, your future, and your customers' wellbeing, all depends on making the right choice of motion detection.

Texecom's new range of motion detectors, Capture, is our highest performing, most reliable, easiest to install range of detectors, ever. Grade 2 wireless wall mount detectors offer a choice of 15m PIR, 20m quad PIR or 20m dual technology devices. Texecom's award-winning *Ricochet*® mesh technology provides commercial grade wireless performance.

P15-W : Wireless 15m PIR

- 15m / 90° volumetric coverage
- Dual element pyro
- Optional PetWise mode
- EN50131-2-2 Grade 2

Q20-W : Wireless 20m Quad PIR


- 20m / 90° volumetric coverage
- Quad element pyro
- Optional PetWise mode
- EN50131-2-2 Grade 2

D20-W : Wireless 20m Dual Tech

- 20m / 85° volumetric coverage
- Quad pyro + k-band microwave
- Dual tech / PetWise / CloakWise modes
- EN50131-2-4 Grade 2



Installer details:

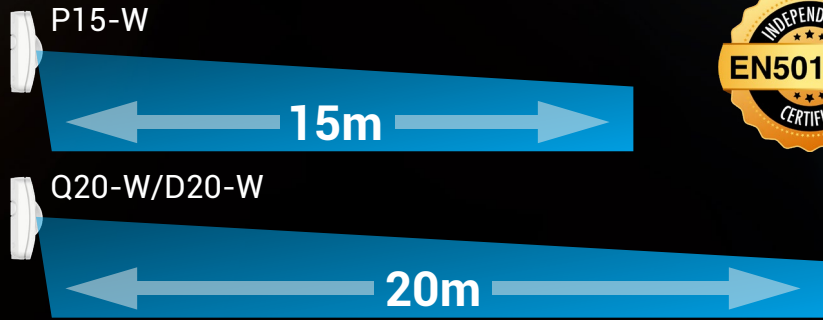


capture.texe.com

Texecom

Outstanding catch performance

Texecom's design team started with the perfect optical geometry for motion sensing, and developed a beautiful minimalist low-profile design that celebrates, rather than hides, its optical prowess.




Note: Coverage patterns differ when in PetWise mode.

Model	Part Number	Description	Mounting	EN Grade	Compliance	Options	Pyro	Microwave	Range	Coverage	Mounting Height	LED
P15-W	GDA-0001	Wireless 15m PIR 868MHz	Wall	G2	EN50131-2-2	PW	Dual		15m	90°	1.5m - 3m	Tri-Colour
Q20-W	GDB-0001	Wireless 20m Quad PIR 868MHz	Wall	G2	EN50131-2-2	PW	Quad		20m	90°	1.5m - 3m	Tri-Colour
D20-W	GDC-0001	Wireless 20m Dual Tech 868MHz	Wall	G2	EN50131-2-4	PW, CW, DT	Quad	•	20m	85°	1.5m - 3m	Tri-Colour


Options key : PW = PetWise mode CW = CloakWise mode DT = Dual Technology mode

Peerless wireless connectivity

All wireless Capture models feature the same form-factor as their wired counterparts, EN Grade 2 certification and Texecom's multi award-winning *Ricochet* mesh technology for commercial grade wireless performance.



Front-loaded fully sealed electronics



Flexible mounting points



Automatic wireless setup




EN certified selectable pet immunity option

Install in seconds

Speed up your installations and spend less time installing devices. Capture has been designed with the installer in mind and includes a host of installer friendly features, making installation and commissioning a doddle.

Applications

Capture motion detectors excel in a wide variety of professional security applications.



Residential



Retail

For technical specs, see the manual via the TexecomPro mobile app. Visit pro.texe.com for more info.





CAPTURE

All your motion detection needs. Captured.



Grade 2 wireless | ceiling mount models

A security system is only as good as its ability to detect. Your reputation, your business, your future, and your customers' wellbeing, all depends on making the right choice of motion detection.

Texecom's new range of motion detectors, Capture, is our highest performing, most reliable, easiest to install range of detectors, ever. Grade 2 wireless wall mount detectors offer a choice of 15m PIR, 20m quad PIR or 20m dual technology devices. Texecom's award-winning *Ricochet*[®] mesh technology provides commercial grade wireless performance.

CQ-W : Wireless Ceiling Mount Quad PIR

- 9.3m / 360° coverage
- Quad element pyro
- Optional Low sensitivity mode
- EN50131-2-2 Grade 2

CD-W : Wireless Ceiling Mount Quad Dual Tech

- 9.3m / 360° coverage
- Quad element pyro & K-band microwave detection
- Low sensitivity / Dual tech / CloakWise modes
- EN50131-2-4 Grade 2



Installer details:

capture.texe.com

Texecom

Outstanding catch performance

Texecom's design team started with the perfect optical geometry for motion sensing, and developed a beautiful minimalist low-profile design that celebrates, rather than hides, it's optical prowess.

All Capture ceiling mount models use omni-directional quad element PIR sensing for true 360° pickup.

Compliant coverage

Unlike many other manufacturers, the entire coverage pattern is independently certified to EN50131-2.

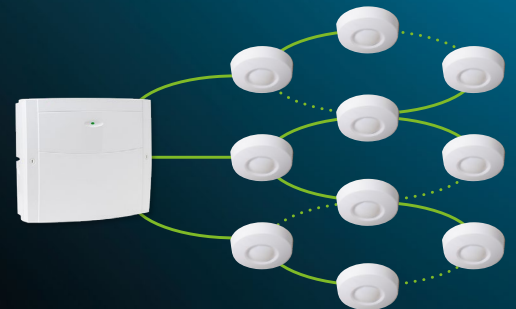


Model	Part Number	Description	Mounting	EN Grade	Compliance	Options	Pyro	Microwave Range	Coverage	Mounting Height	LED
CQ-W	GDD-0001	Wireless Ceiling Mount Quad PIR 868MHz	Ceiling	G2	EN50131-2-2	LW	Quad	9.3m	360°	2.4m - 3.6m	Tri-Colour
CD-W	GDE-0001	Wireless Ceiling Mount Quad Dual Tech 868MHz	Ceiling	G2	EN50131-2-4	LW, CW, DT	Quad	• 9.3m	360°	2.4m - 3.6m	Tri-Colour

Options key : LW = Low Sensitivity mode CW = CloakWise mode DT = Dual Technology mode

Peerless wireless connectivity

All wireless Capture models feature the same form-factor as their wired counterparts, EN Grade 2 certification and Texecom's multi award-winning *Ricochet* mesh technology for commercial grade wireless performance.



Ceiling mount cover



Laser etched instructions




Automatic wireless setup

Install in seconds

Speed up your installations and spend less time installing devices. Capture has been designed with the installer in mind and includes a host of installer-friendly features, making installation and commissioning a doddle.

Applications

Capture motion detectors excel in a wide variety of professional security applications.



Office



Retail

For technical specs, see the manual via the TexecomPro mobile app. Visit pro.texe.com for more info.

